


SUPERIOR

FILTRATION PRODUCTS, INC.

SuperCell 2 MERV 8



GENERAL

Superior Filtration Products presents Super Cell 2; a disposable, high efficiency, V-radius pleated Filter, designed for use of a Prefilter and/or primary Filter to be used in most commercial, industrial, and specialty installations. Available in 1-inch, 2-inch, or 4-inch thicknesses with a variety of face sizes. The Super Cell Filters feature a fully electrostatically charged media that utilized the Triboelectric Effect to more efficiently trap particulates with minimal pressure drop. The Triboelectric Effect is created by placing two polymers with opposite dielectric properties in contact so that they exchange ions and creates, once separated, a charge imbalance between the two. This ionic disequilibrium creates a strong electric field at the microscopic level of the filter media. Because the Triboelectric charge exists in the microscopic level of the media, its existence cannot be easily detected by instruments such as a voltage meter. The existence of static charge can be measured from the media's increase in filtration efficiency, especially in submicron sized particles.

Filter media is pleated to increase filtration surface area because it is denser and has a higher Efficiency level than conventional flat panel type filters. Pleating the media than conventional flat panel type filters. Pleating the media reduces air flow resistance and extends filter's life cycle. Pleating with variable radius wedge pleats reduce the end loss and dramatically minimize pressure drop. Controlled pleat spacing and alignment assures uniform dust loading throughout the filter. The configuration also increases the efficiency because the air flows through the sides of the pleats at an angle thus moving through more of the media. Larger dirt particles are caught in the rear as their inertia prevents directional change, while smaller particles tend to be trapped along the sides of the pleat.

Merv 8 Pleated Panel Filters Standard Sizes		Standard Capacity Filters						High Capacity Filters					
Nominal Size	Actual Size	300 FPM		500 FPM		Media area in Sq. Ft.	Weight Each (lbs.)	300 FPM		500 FPM		Media area in Sq. Ft.	Weight Each (lbs.)
		CFM	PD	CFM	PD			CFM	PD	CFM	PD		
S2M08-11010 10X10X1	9-1/2X9-1/2X3/4	210	0.20	347	0.35	1.1	0.20	210	0.20	347	0.34	1.6	0.2
S2M08-11020 10X20X1	9-1/2X19-1/2X3/4	417	0.20	694	0.35	2.1	.3	417	0.30	694	0.34	3.0	0.4
S2M08-11220 12X20X1	11-1/2X19-1/2X3/4	500	0.20	833	0.35	2.6	.4	500	0.20	833	0.34	3.6	0.5
S2M08-11224 12X24X1	11-3/8X23-3/8X3/4	600	0.20	1000	0.35	2.9	0.50	600	0.20	1000	0.34	4.3	0.6
S2M08-11420 14X20X1	13-1/2X19-1/2X3/4	583	0.20	972	0.35	2.9	.50	583	0.20	972	0.34	4.2	0.6
S2M08-11425 14X25X1	13-1/2X24-1/2X3/4	729	0.20	1215	0.35	3.6	0.60	729	0.20	1215	0.34	5.3	0.7
S2M08-11520 15X20X1	14-1/2X19-1/2X3/4	625	0.20	1042	0.350	3.0	0.60	625	0.20	1042	0.34	4.4	0.7
S2M08-11620 16X20X1	15-1/2X19-1/2X3/4	667	0.20	1110	0.350	3.3	0.60	667	0.20	1110	0.34	4.9	0.7
S2M08-11625 16X25X1	15-1/2X24-1/2X3/4	834	0.20	1390	0.350	4.1	0.70	834	0.20	1390	0.34	6.1	0.8
S2M08-11829 18x20x1	17-1/2x19-1/2x3/4												
S2M08-11824 18X24X1	17-3/8X23-3/8X3/4	900	0.20	1500	0.350	4.5	0.70	900	0.20	1500	0.34	6.8	1.0
S2M08-11825 18X25X1	17-1/2X24-1/2X3/4	938	0.20	1562	0.350	4.7	0.70	938	0.20	1562	0.34	6.5	1.0
S2M08-12020 20X20X1	19-1/2X19-1/2X3/4	834	0.20	1390	0.350	4.2	0.70	834	0.20	1390	0.34	6.7	0.8
S2M08-12024 20X24X1	19-3/8X23-3/8X3/4	1000	0.20	1667	0.350	5.1	0.80	1000	0.20	1667	0.34	5.4	1.0
S2M08-12025 20X25X1	19-1/2X24-1/2X3/4	1042	0.20	1735	0.350	5.3	0.80	1042	0.20	1735	0.34	7.3	1.0
S2M08-12030 20X30X1	19-3/4X29-3/4X3/4												
S2M08-12424 24X24X1	23-3/8X23-3/8X3/4	1200	0.20	2000	0.350	5.9	0.90	1200	0.20	2000	0.34	7.6	1.1
S2M08-12525 25X25X1	24-1/2X24-1/2X3/4	1303	0.20	2170	0.350	6.6	1.00	1303	0.20	2170	0.35	8.9	1.1
S2M08-21010 10x10x2	9-1/2x9-1/2x1-3/4	417	0.16	694	0.28	4.1	0.6	417	0.16	694	0.27	6.4	0.7
S2M08-21020 10X20X2	9-1/2X19-1/2X1-3/4												
S2M08-21220 12X20X2	11-1/2X19-1/2X1-3/4	500	0.16	833	0.28	5.1	0.7	500	0.16	833	0.27	7.7	0.9
S2M08-21224 12X24X2	11-3/8X23-3/8X1-3/4	600	0.16	1000	0.28	5.5	0.8	600	0.16	1000	0.27	8.7	1.0
S2M08-21420 14X20X2	13-1/2X19-1/2X1-3/4	583	0.16	972	0.28	5.5	0.8	583	0.16	972	0.27	8.9	1.0
S2M08-21425 14X25X2	13-1/2X24-1/2X1-3/4	729	0.16	1215	0.28	5.7	1.0	729	0.16	1215	0.27	11.2	1.2
S2M08-21520 15X20X2	14-1/2X19-1/2X1-3/4	625	0.16	1042	0.28	7.1	0.8	625	0.16	1042	0.27	9.6	1.0
S2M08-21620 16X20X2	15-1/2X19-1/2X1-3/4	667	0.16	1110	0.28	6.2	0.9	667	0.16	1110	0.27	10.0	1.1
S2M08-21624 16X24X2	15-3/8X23-3/8X1-3/4												
S2M08-21625 16X25X2	15-1/2X24-1/2X1-3/4	834	0.16	1390	0.28	6.7	1.1	834	0.16	1390	0.27	12.4	1.3
S2M08-21820 18x20x2	17-1/2x19-1/2x1-3/4												
S2M08-21824 18X24X2	17-3/8X23-3/8X1-3/4	900	0.16	1500	0.28	8.4	1.2	900	0.16	1500	0.27	13.8	1.5
S2M08-21825 18X25X2	17-1/2X24-1/2X1-3/4	938	0.16	1563	0.28	8.7	1.3	938	0.16	1563	0.27	14.4	1.6
S2M08-22020 20X20X2	19-1/2X19-1/2X1-3/4	834	0.16	1390	0.28	8.6	1.1	834	0.16	1390	0.27	12.4	1.3
S2M08-22024 20X24X2	19-3/8X23-3/8X1-3/4	1000	0.16	1667	0.28	8.2	1.3	1000	0.16	1667	0.27	15.3	1.6
S2M08-22025 20X25X2	19-1/2X24-1/2X1-3/4	1042	0.16	1735	0.28	10.0	1.3	1042	0.16	1735	0.27	15.5	1.6
S2M08-22030 20x30x2	19-1/2x29-3/8x1-3/4												
S2M08-22424 24X24X2	23-3/8X23-3/8X1-3/4	1200	0.16	2000	0.28	12.0	1.5	1200	0.16	2000	0.27	17.6	1.8
S2M08-22424 25X25X2	24-1/2X24-1/2X1-3/4	1300	0.16	2170	0.28	12.7	1.6	1300	0.16	2170	0.27	19.2	1.9
S2M08-41224 12X24X4	11-3/8X23-3/8X3-3/4	600	0.11	1000	0.23	10.2	1.5	600	0.10	1000	0.20	16.5	1.7
S2M08-41620 16X20X4	15-1/2X19-1/2X3-3/4	667	0.11	1110	0.23	13.7	1.7	667	0.10	1110	0.20	18.0	1.8
S2M08-41625 16X25X4	15-1/2X24-1/2X3-3/4	834	0.11	1390	0.23	17.2	2.0	834	.10	1390	0.20	22.6	2.2
S2M08-41824 18X24X4	17-3/8X23-3/8X3-3/4	900	0.11	1500	0.23	16.5	2.1	900	0.10	1500	0.20	24.2	2.3
S2M08-42020 20X20X4	19-1/2X19-1/2X3-3/4	834	0.11	1390	0.23	16.9	2.0	834	0.10	1390	0.20	22.3	2.2
S2M08-42024 20X24X4	19-3/8X23-3/8X3-3/4	1000	0.11	1665	0.23	17.6	2.3	1000	0.10	1665	0.20	24.0	2.5
S2M08-42025 20X25X4	19-1/2X24-1/2X3-3/4	1042	0.11	1735	0.23	21.2	2.3	1042	0.10	1735	0.20	27.7	2.5
S2M08-42424 24X24X4	23-3/8X23-3/8X3-3/4	1200	0.11	2000	0.23	22.5	2.5	1200	0.10	2000	0.20	28.8	3.0
S2M08-42529 25X29X4	24-1/2X28-1/2X3-3/4	1500	0.11	2515	0.23	30.4	3.1	1500	0.10	2515	0.20	38.4	3.6



Filter Size
Width Height Depth

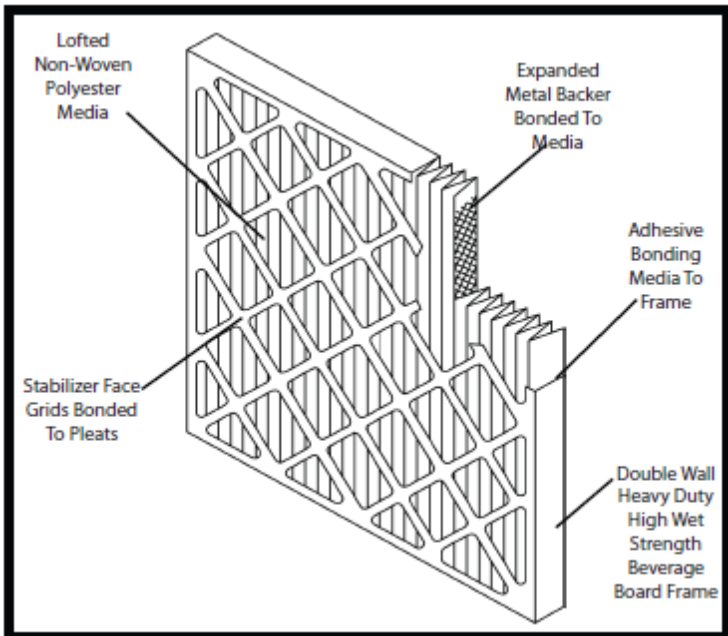
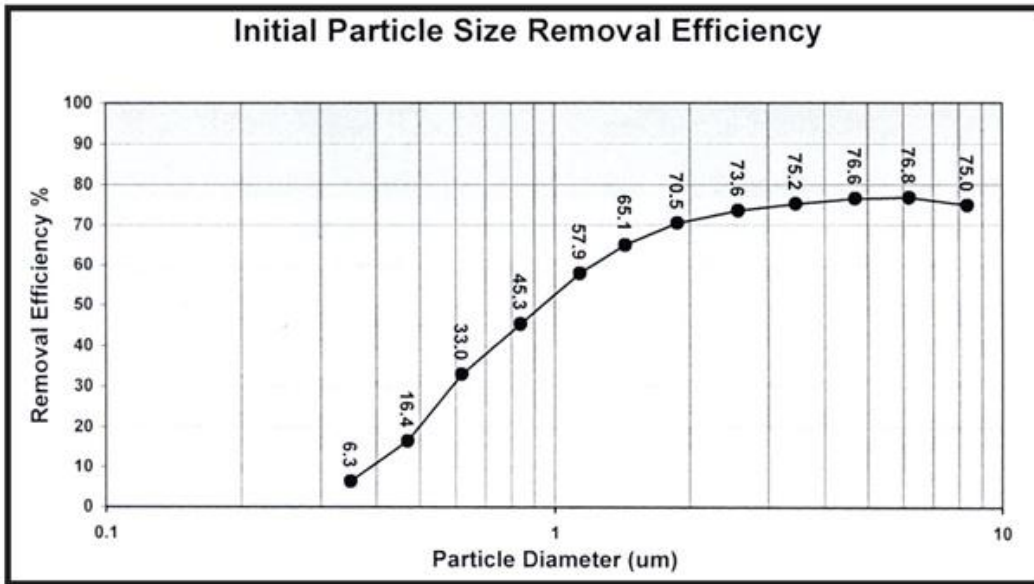
Product ID
S2M8 – SuperCell 2 MERV 8

EXAMPLE:
SuperCell 2 MERV 8
10x10x1

Product ID = S2M8

Filter Size = 11010
1 10 10
Width Height Depth

Model number =
S2M18-11010



<i>Physical Properties</i>	
Frame:	Die-Cut, Moisture Rated Carrier Board
Media:	Lofted Non-Woven Polyester
Media Support:	Diamond Expanded Metal
Pleat Design:	V-Radius Wedge

Construction

The media is a lofted, non-woven polyester media is securely bonded to an expanded metal backer to reduce any media movement. The design provides the strength needed to the pleats, maintaining their V-Radius wedge pleat for maximum holding capacity. The metal backing has a 93% open area that allows the filter unit to withstand heavy dust loading. The Die-cut is a two piece frame providing maximum strength and durability with a double wall heavy duty high wet strength beverage board frame.

The filter media is bonded to the frame on all sides. This type seal prevents air bypass for the efficiency of the filter as well as supports pleat spacing for even dust loading. Stabilizer face grids bonded to the front and back of the pleats for durability and pleat stabilization exposing 96% media surface area. The quality of construction of the Super Cell air filter will maintain its durability and integrity during installation and operation under normal conditions.